



The Fastest
Photocoagulator.

Ever.



VALON 5G – NO COMPROMISES

NEW DESIGN

Affordable, Versatile and Technologically Enhanced



The new 5G photocoagulator is compact in size, easy to move and designed to fit the needs and budget of all kinds of clinics while maintaining all Valon's unique technical features.



5G includes all the features of previous models and can be fitted to a wide range of slit lamps, both existing and new. Additionally the design allows add on of LIO and endoprobes.

Dedicated adapters ensure excellent retina illumination without the need for calibration.



The laser cavity has been developed in close co-operation between Valon and a leading international producer to meet the strict quality requirements set for our products.

FASTER AND EASIER THAN EVER

EXCEPTIONAL USER FEATURES

Smart Wheel, Touch Screen and Information Projection



The simple touch screen provides fast overview of settings and pattern selection. All parameters are clearly marked with easy access to the Standby/Ready-modes at the top of the screen. The display also shows different automatic reminders built in the system to ensure safe treatment.



Our proprietary Smart Wheel controller makes operating the Valon laser fast and easy. It can be used to set the most frequently adjusted parameters such as laser power, pattern size and rotation without the necessity to view the monitor. This option significantly reduces treatment time and increases the focusing capability.



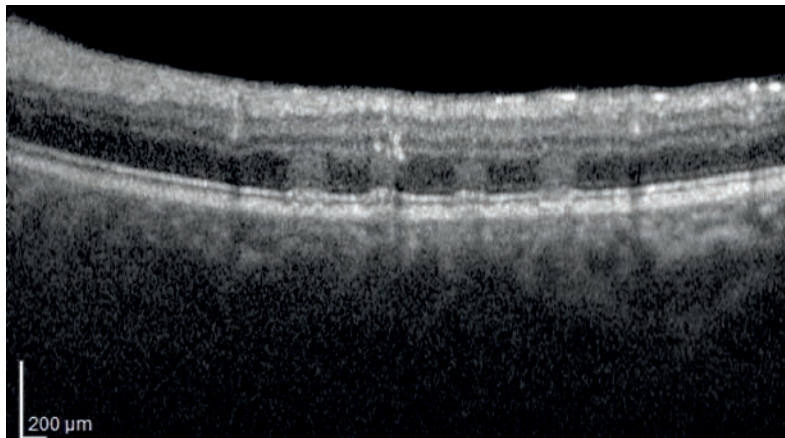
Unique information projection, a feature patented by Valon combined with the Smart Wheel provides complete control of variable values without removing eyes from the oculars. During the treatment the system projects on the retina all customary settings such as laser power, pattern selection, size and rotation.

THE PERFECT METHOD FOR PRP

HIGHLY LOCALISED LASER SPOTS

With Valon recommended settings, the laser energy can be accurately titrated achieving sufficient therapeutic effect with minimal collateral damage. In addition, less thermal diffusion to the choroid results in less pain for the patient.

The method has also been proven to reduce post-treatment complications and minimize the risk of visual field loss.



20 msec, distance between spots 1 spot size, spot size 400 μm, pattern 4x4, immediately post. Courtesy of Dr. Stodulka, Gemini Eye Clinic, Zlin

MULTISPOT LASER FOR FAST TREATMENT

The Valon method of photocoagulation makes a full PRP faster than ever thought possible. With our high-speed galvanometric scanners – the most advanced technology available – various patterns can be delivered significantly faster than with conventional lasers.

The superior speed and usability improves the user experience both for the patient and physician.



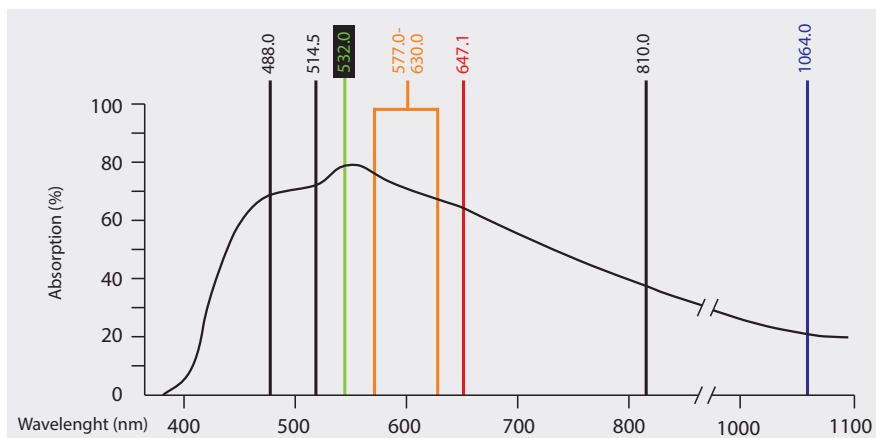
Single session PRP. Immediately post, 20 msec, light burns. Regression 100%. Courtesy of Dr Ahman Mirshahi, Tehran University of Medical Science

WITH EXTENSIVE SAFETY FEATURES

WHY 532 nm LASER?

Targeting the right tissue is very important for laser treatments. The 532 nm laser (green) is the best option for precisely and effectively treating retinal changes caused by diabetic retinopathy.

While using short pulse duration, very low energy and inbuilt software settings the effect can be adjusted from the sub-visible to moderate burns depending on the desired therapeutic outcome.



Absorption of melanin in RPE.

SECURITY FOR PATIENT AND PHYSICIAN

To ensure safe and painless treatment Valon has implemented various safety features in the system.

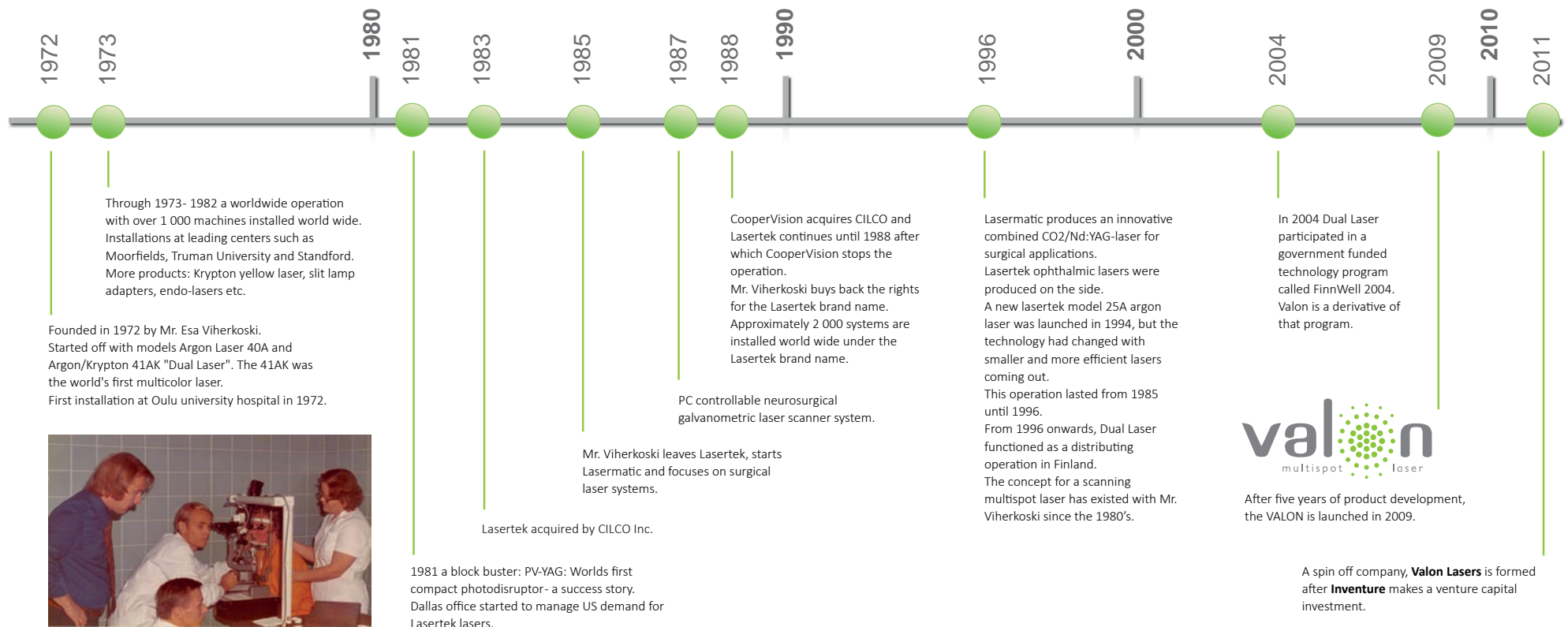
- Restricted pattern size
- Fluence calculation combined with spot size control
- Pattern for macular grid with safety settings (additional option)
- Outline projection of patterns to ensure the visibility of both tissue to be treated and spot intensity immediately after delivery
- Restricted total time of pattern delivery

VALON – ALWAYS ONE GENERATION AHEAD

AT THE FOREFRONT OF OPHTHALMIC LASERS SINCE 1972

Valon Lasers has crafted ophthalmic lasers for over 40 years, a legacy few companies can match. In the Valon multispot laser we have combined decades of experience and knowledge with the newest technology to provide solutions for discerning ophthalmologists.

All development and production is carried out by our own professionals. The Valon 5G multispot photocoagulator is a continuation of our commitment to offer ophthalmologists premium solutions now and in the future.



VALON 5G

SPECIFICATIONS

Laser	Frequency doubled Nd:YVO, 532 nm
Power	3000 mW, restricted to 2000 mW
Pulse duration	10 – 650 ms
Spot sizes	50 , 100, 200, 300 and 400 μ m
Aiming beam	635 nm, adjustable brightness Projected as spots or outline
Patterns	Square, sector, circle, triple arc, line, single spot (repetition)
User interface	10,4" touch screen Smart Wheel Patented information projection on retina
Slit lamp	CSO 990SL, Haag-Streit BQ and BM
Reporting	Sticker printer PDF files for A4 printers
Accessories	Table LIO Endoprobes





Distributed by:

IQ Medical Pty Ltd

2/86 Mary Street, Unley SA 5061

Phone (08) 8357 8022

Email sales@iqmedical.com.au

Web www.iqmedical.com.au

